



Expect The Best

Khaitan Power Tools is an associate company from the House of Khaitan with a legacy of over a 100 years in almost all verticals of Business.

Since inception, Khaitan Power has received widespread acceptance and recognition with its products renowned for its durability, power, longevity and unmatched performance

Tools are used across Fabrication, Construction, Wood Working, General Carpentry and Gardening Sectors.

Some notable tools in our range include our Angle Grinders, Rotary Hammers and Demolition Hammers which are used for Stone Cutting, Wall Grooving, Metal Cutting, Heavy Duty Grinding, Drilling, Concrete Drilling, Demolition and Chipping works.

In a short span of time we have an almost PAN India presence and by 2023 we are confident of having a distribution network across all of India

Quality control and After Sales Service is a key policy for the company to ensure complete customer satisfaction. Over a period of 6 years we have:

1. Identified special factories for each tool of our range
2. Appointed service engineers/Service Centers in all states to provide after sales services like warranty and repair
3. Conduct pre and post inspection of all goods before despatch to the customers
4. Provide 6 months free warranty on all tools
5. Conduct Road Shows, Dealer meets for brand promotions of its products.

Cutters

MOD- KP C4 4" SA Marble Cutter

Specifications



Input Power	1200W
No-Load Speed	12000rpm
Rated Frequency	50 HZ / 230V
Blade Capacity	100 MM
Net Weight	2.9 kg

MOD- KP C4SB 4" SB Marble Cutter

Specifications



Input Power	1400W
No-Load Speed	12000rpm
Rated Frequency	50 HZ / 230V
Blade Capacity	100 MM
Net Weight	2.8 kg

KI C5SBM Degree Base Plate 5" SB Marble Cutter

Specifications



Input Power	1800W
No-Load Speed	0-12000rpm
Rated Frequency	50 HZ / 220V~
Blade Capacity	125 MM
Net Weight	3.5 kg

KI C5SBW NON-Degree Big Base W Dust Exhaust System 5" SB Wood Cutter

Specifications



Input Power	1800W
No-Load Speed	0-12000rpm
Rated Frequency	50 HZ / 220V~
Blade Capacity	125 MM
Net Weight	3.8 kg

Grinders

MOD- KI AG4 4" Backswitch Grinder

Specifications



Input Power	950W
No-Load Speed	11000rpm
Rated Frequency	50 HZ / 220V
Blade Capacity	100 MM
Net Weight	1.9 kg

MOD- KI AG4 SS 4" Sideswitch Grinder

Specifications



Input Power	950W
No-Load Speed	11000rpm
Rated Frequency	50 HZ / 220V
Blade Capacity	100 MM
Net Weight	1.9 kg

MOD- KI AG4 HD 4" HD backswitch Grinder

Specifications



Input Power	1200W
No-Load Speed	11000rpm
Rated Frequency	50 HZ / 220V
Blade Capacity	100 MM
Net Weight	2.1 kg

Grinders

MOD- KI AG5 5" short handle Grinder

Specifications



Input Power	1300W
No-Load Speed	11000rpm
Rated Frequency	50 HZ / 220V
Blade Capacity	125 MM
Net Weight	2.2 kg

MOD- KI AG5 HD 5" long handle Grinder

Specifications



Input Power	1800W
No-Load Speed	9500rpm
Rated Frequency	50 HZ / 220V
Blade Capacity	125 MM
Net Weight	4.4 kg

MOD- KI AG7 HD 7" HD long handle Grinder (Soft Start)

Specifications



Input Power	3000W
No-Load Speed	8400 rpm
Rated Frequency	50 HZ / 220V
Net Weight	6.1 kg

Drills

MOD- KP 6 RFD 6MM Reverse Forward Drill

Specifications



Steel	6.5 MM	Frequency	60/50 HZ
Wood	20 MM	Power	400W
Voltage	270-240V	RPM	0-4300 R/Min
		Net Weight	1.2 kg

MOD- KP 10 RFD 10MM Reverse Forward Drill

Specifications



Steel	10 MM	Frequency	60/50 HZ
Wood	25 MM	Power	450W
Voltage	220-240V	RPM	0-3300 R/Min
		Net Weight	1.4 kg

MOD- KP 13 RFID 13MM Reverse Forward Impact Drill Specifications



Steel	13 MM	Frequency	60/50 HZ
Wood	35 MM	Power	710W
Voltage	220-240V	RPM	0-2800 R/Min
		Net Weight	1.9 kg

Rotary Hammers

MOD- KP RH 20 20 MM Rotary Hammer

Specifications



Input Power	700W	Drilling Capacity	
No-Load Speed	0-850rpm	Concrete	20 MM
Rated Frequency	50Hz/220V~	Wood	30 MM
Net Weight	2.9 kg	Steel	13 MM
Impact Times	0-3900rpm	Impact Joules	1.9 J

MOD- KP RH 26 26MM Rotary Hammer

Specifications



Input Power	850W	Drilling Capacity	
No-Load Speed	0-1100rpm	Concrete	26 MM
Rated Frequency	50Hz/220V~	Wood	30 MM
Net Weight	3.3 kg	Steel	13 MM
Impact Times	0-4900rpm	Impact Power	3.0 J

Demolition Hammers

MOD- KPDH5 AVT 5KG Anti Vibration Breaker (HEX) Specifications



Input Power	900W
Impact Rate	3300 BPM
Rated Frequency	50 HV / 230V
Net Weight	5.8 kg
Impact Joules	19 J

MOD- KI DH7 MAX 7 KG HD SDS Max Breaker Specifications



Input Power	1450W
Impact Rate	3700 BPM
Rated Frequency	50 HV / 230V
Net Weight	6.5 kg
Impact Joules	20 J
Chuck Type	SDS MAX

MOD- KP DH 11 11 KG Breaker Specifications



Input Power	1500W	Weight	10.1 KG
No-Load Speed	900-1890rpm	Dimension- Length	570 MM
Rated Frequency	50HV/230V	Dimension- Height	270 MM
Impact Rating	900-1890 BPM	Tool Holder	SDS Max
Impact Joules	16.8J		

MOD- KP DH 11 AVT 11 KG Anti Vibration Breaker Specifications



Input Power	1500W	Weight	10.1 KG
No-Load Speed	900-1890rpm	Dimension- Length	570 MM
Rated Frequency	50HV/230V	Dimension- Height	270 MM
Impact Rating	900-1890 BPM	Tool Holder	SDS Max
Impact Joules	16.8J		

MOD- KI DH 18 AVT 18 KG Anti Vibration Breaker Specifications



Input Power	2000W
Impact Rate	2000 BPM
Rated Frequency	50 HV / 220V
Net Weight	15.5 kg
Impact Joules	65 J

Cut Off Machine

MOD- KI CM 355 HD 14" HD Soft Start Cut off Machine Specifications



Input Power	2800W
No-Load Speed	4000rpm
Rated Frequency	50 HZ / 220V
Net Weight	17.1 kg

MOD- KI CM 355 14" Cut off Machine Specifications







Input Power	2600W
No-Load Speed	4000rpm
Rated Frequency	50 HZ / 220V
Net Weight	16.6 kg

Electric Mixer

MOD- KP EM DCA Model Paint Mixer

Specifications







 Input Power	800W
 No-Load Speed	500rpm
 Rated Frequency	230V
 Net Weight	3.5 kg

MOD- KP EM HD Heavy Duty Paint Mixer

Specifications




 Input Power	1500W
 No-Load Speed	1130rpm
 Rated Frequency	50/60Hz 220-240V~
 Net Weight	4.7 kg
Tool Holder	M14

Miter Saws

MOD- KP CMS 10 10" Compound Miter Saw

Specifications







 Input Power	1800W	Weight	10.5 KG
 No-Load Speed	5000rpm +/-10%	Max Cutting Capacity	
 Rated Frequency	230V	Miter 0° Bevel 0°	38.1 x 140MM
 Blade Size	254*2.6MM*28T	Miter 0° Bevel 45°	38.1 x 89MM
Blade Bevel Range 0° - 45°		Miter 45° Bevel 0°	38.1 x 140MM
Miter Range -50°/50°		Miter 45° Bevel 45°	38.1 x 89MM

MOD- KI SMS 10 10" Sliding Miter Saw

Specifications








 Input Power	2000W	Weight	17.2 KG
 No-Load Speed	4800rpm +/-10%	Max Cutting Capacity	
 Rated Frequency	230V	0° - 90°	90x300MM
 Blade Size	254*2.6MM*48T	45° - 90°	90x200MM
Blade Bevel Range 0° - 45°		0° - 45°	58x300MM
Miter Range -50°/50°		45° - 45°	58x200MM

MOD- KP CMS 12 12" Compound Miter Saw

Specifications







 Input Power	2200W	Max Cutting Capacity	
 No-Load Speed	4000rpm	0° - 90°	65x195MM
 Rated Voltage	50/60 Hz	45° - 90°	45x195MM
 Frequency	220-240V~	0° - 45°	65x140MM
 Blade Size	305MM	45° - 45°	45x135MM

MOD- KI SMS 12 12" Sliding Miter Saw

Specifications








 Input Power	2200W	Weight	20.4 KG
 No-Load Speed	4800rpm +/-10%	Max Cutting Capacity	
 Rated Frequency	230V	0° - 90°	100x300MM
 Blade Size	305*2.8MM*48T	45° - 90°	110x210MM
Blade Bevel Range 0° - 45°		0° - 45°	70x300MM
Miter Range -45°/45°		45° - 45°	70x210MM

MOD- KI TT CMS 10 10 inch Table Top Compound Miter Saw

Specifications



 Input Power	1800W	Weight	15 KG
 No-Load Speed	4800rpm +/- 10%	Max Cutting Capacity	
 Rated Voltage	50 Hz	0° - 0°	70x130MM
 Frequency	220-240V~	0° - 45°	48x130MM
 Blade Size	240x30x2.6MM (48T)	Right 45° - 0°	70x64MM
		Right 45° - 45°	48x83MM
		Left 45° - 0°	70x85MM
		Left 45° - 45°	48x38MM

Mitter Saws

MOD- KP TS 10 inch Table Saw

Specifications



⚡ Input Power	1800W	Weight	17.4 KG
🌀 No-Load Speed	5000rpm +/-10%	Max Cutting Capacity	
🌀 Rated Frequency	230V	Cross Cut at 90°	76MM
📏 Blade Size	254*30*2.6MM	Bevel Cut at 45°	63MM
Blade Bevel Range 0° - 45°			

Heat Gun

MOD- KP HG Heat Gun

Specifications



⚡ Input Power	2000W
🌀 Rated Frequency	50/60Hz 220-240V~
Temperature and Air Flow	
Setting I : 60°C-400°C; 300L/M	
Setting II : 60°C-600°C; 500L/M	
Setting III : 600°C; 500L/M	
📏 Net Weight	0.9 kg

Spray Gun

MOD- KP ESG Electric Spray Gun

Specifications



⚡ Input Power	350W
🌀 Rated Frequency	50Hz/220-235V
Flow Rate	850 ml/Min
Spraying Pressure	0.1-0.2 bar
Paint Viscosity	60 DINs
Weight	1.4 KG

Planer

MOD- KP EP 821 Professional Quality Planer

Specifications



⚡ Input Power	750W
🌀 No-Load Speed	16000rpm
🌀 Rated Frequency	50 HZ / 220V~
📏 Cutting Capacity	82x2MM
📏 Net Weight	2.7 kg

MOD- KP EP 822 Industrial Quality Planer

Specifications



⚡ Input Power	900W
🌀 No-Load Speed	16300rpm
🌀 Rated Frequency	50/60 HZ 220-240V~
📏 Cutting Capacity	82x2MM
📏 Net Weight	3.1 kg

Trimmer

MOD- KP WT Wood Trimmer

Specifications



⚡ Input Power	600W
🌀 No-Load Speed	32000rpm
🌀 Rated Frequency	50 HZ / 230V~
📏 Collect Diameter	6/6.35/8 MM
📏 Net Weight	1.9 kg

Jigsaw

MOD- KP JS Dust Blower Jig Saw w LED Light

Specifications



⚡ Input Power	600W
⚙️ No-Load Speed	500-3000rpm
📏 Cutting Capacity	65 MM
⚖️ Net Weight	2.6 kg

Chainsaw

MOD- KP CS 62 CC 62 CC Chainsaw

Specifications



⚙️ Engine	1E455.2F
⚡ Rated Power	2.3kw
⚙️ High Speed	11000rpm
📏 Bar Length	22" (55cm)
🔗 Chain	22", 0.325, Full Chisel
🔧 Crankshaft	20CrMo
🛢️ Carburetor	hualong

Pressure Washer

MOD- KP PW 1900 1900W Pressure Washer

Specifications



⚡ Power	350W
⚡ Rated Frequency	50Hz/220-235V
Max Pressure	200 bar
Flow	600L/Hr
Motor Type	Induction Copper Motor
Weight	8.7 KG

Brush Cutter

MOD- KI BC G45 45 CC Brush Cutter

Specifications



⚙️ Engine Type	Two Stroke, Single Cylinder
⚙️ Engine Model	1E40F-3
⚡ Rated Power	1.9kw/8500rpm
🔗 Blade	3T+ Trimmer Head
🏆 High Quality level	Industrial Series
🔧 Crankshaft	20crmo
🛢️ Carburetor	RUIXING
Displacement	40.2CC
Shaft Length	1500 mm
Diameter	26MM

MOD- KI BC 52 52 CC Brush Cutter

Specifications



⚙️ Engine Type	Two Stroke, Single Cylinder
⚙️ Engine Model	1E44F-5
⚡ Rated Power	1.65kw/8500rpm
🔗 Blade	3T+ Trimmer Head
🛢️ Carburetor	Diaphragm type/RUIXING
🔧 Crankshaft	20crmo
🛢️ Displacement	52CC
Shaft Length	1500 mm
Diameter	26MM
Professional Level Quality	

Blower

MOD- KP BC 40 VS Variable Speed Blower

Specifications



Input Power	600W
No-Load Speed	0-18000rpm
Rated Frequency	50 HZ / 220V~
Wind Volume	2.8 m3/min
Net Weight	1.4 kg

Core Drill

MOD- KI CD 200 200 MM Core Drill (Overload Adaptor)

Specifications



Input Power	3300W
No-Load Speed	700rpm
Rated Frequency	50 HZ / 220-230V~
Drill Capacity	200 mm
Net Weight	19 kg

CORDLESS TOOLS

MOD- KP CD 10 10MM 12V Brushed Drill

Specifications



Battery Voltage	12V	Max Torque	22N.m
No-Load Speed	0-350/0-1300rpm	Torque Setting	18+1
Battery Capacity	1.3Ah/10C	Charging Time	1hr
Chuck Diameter	10mm	Packing	Box

MOD- KP CID 13 13MM Brushless 21V Impact Drill

Specifications



Battery Voltage	21V	Max Torque	60N.m
No-Load Speed	0-450/0-2000rpm	Torque Setting	20+1
Charger	220V/50Hz/2A	Battery Capacitance	2.0Ah
Max Diameter	13mm	Charging Time	1hr
		Packing	Plastic box+Outer box

MOD- KP CIW 350 350 NM Brushless 21V Impact Wrench

Specifications



Battery Voltage	21V	Max Torque	350N.m
No-Load Speed	0-1200/0-2600rpm	Output Model	1/2" Square
Charger	220V/50Hz/2A	Battery Capacitance	2.0Ah
Screw Type	M10-M24	Charging Time	2hr
		Packing	Plastic box+Outer box

MOD- KP CIW 550 550 NM Brushless 21V Impact Wrench

Specifications



Battery Voltage	21V	Max Torque	550N.m
No-Load Speed	0-3000rpm	Battery Capacitance	4.0Ah
Charger	220V/50Hz/2A	Charging Time	2hr
		Packing	Plastic box+Outer box

MOD- KP CAG 5 Brushless 21V 5 inch Grinder

Specifications



Battery Voltage	21V	Disc Diameter	125mm
No-Load Speed	4000/ 9600rpm	Max Cutting Depth	25mm
		Battery Capacitance	4.0Ah
Charger	220V/50Hz/2A	Charging Time	2hr
		Packing	Plastic box+Outer box

CORDLESS TOOLS


MOD- KP BL RH 30 Brushless 21V Rotary Hammer **Specifications**



Ⓛ Battery Voltage	20V
Ⓜ No-Load Speed	0-1000rpm
⚡ Charger	220V/50Hz/2A
Max Drilling Diameter	25mm
Impact Frequency	5000bpm
Battery Capacitance	4.0Ah
Charging Time	2hr
Packing	Plastic box+Outer box

Abrasives

MOD- 4 Inch 0.8 mm Cutting Disc



Recommendation

🌡 Room Temperature	18-22°
💧 Relative Humidity	45-65%
☀ No Direct Sunlight	

MOD- 4 Inch 1 mm Cutting Disc



Recommendation

🌡 Room Temperature	18-22°
💧 Relative Humidity	45-65%
☀ No Direct Sunlight	



MOD- 4 Inch 1.5 mm Cutting Disc (Single Net)



MOD- 4 Inch 6 mm Grinding Wheel



MOD- 4 Inch 4 mm Grinding Wheel



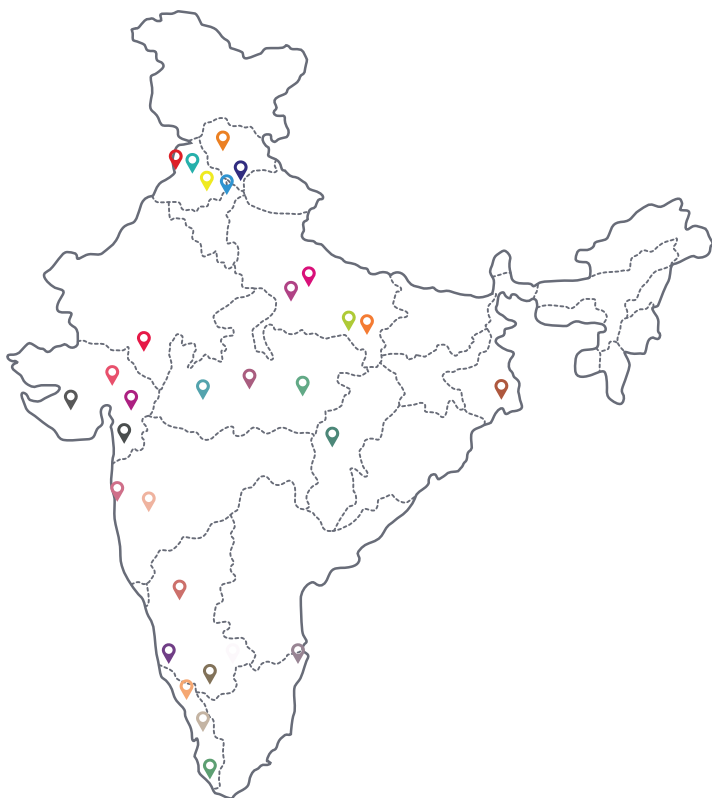
MOD- 2.5mm 14 inch Cut off Wheel (Single Net)



3.2 MM 14 inch Cut off Wheel (Double Net)



Marketing Centers



- 📍 Kullu
- 📍 Amritsar
- 📍 Jalandhar
- 📍 Shimla
- 📍 Ludhiana
- 📍 Chandigarh
- 📍 Lucknow
- 📍 Kanpur
- 📍 Allahabad
- 📍 Varanasi
- 📍 Udaipur
- 📍 Ahmedabad
- 📍 Bhopal
- 📍 Baroda
- 📍 Indore
- 📍 Rajkot
- 📍 Surat
- 📍 Raipur
- 📍 Jabalpur
- 📍 Kolkata
- 📍 Pune
- 📍 Mumbai
- 📍 Hyderabad
- 📍 Hubli
- 📍 Bengaluru
- 📍 Mangalore
- 📍 Chennai
- 📍 Mysore
- 📍 Calicut
- 📍 Cochin
- 📍 Trivandrum



Khaitan Power Tools

A-25 Nadjyot Industrial Estate
Andheri East, Andheri Kurla Rd.,
Mumbai 4000 72

Contact us

 02228500366/67/68
 info@khaitanpower
 www.khaitanpower